



**Saiham Textile Mills Limited**  
**Statement of Financial Position (Un-Audited)**  
**As on March 31, 2015**

	Amount in Taka	
	March 31, 2015	June 30, 2014
<b>Assets</b>		
<b>Non-Current Assets :</b>	<b>2,027,496,807</b>	<b>2,122,664,673</b>
Property, Plant & Equipment- spinning (net of dep.)	746,878,694	776,543,958
Property, Plant & Equipment- Melange (net of dep.)	1,280,618,113	1,346,120,715
<b>Current Assets :</b>	<b>2,054,447,028</b>	<b>2,232,458,712</b>
Inventories	739,767,718	934,345,757
Trade Debtors	386,171,696	343,361,989
Advances, Deposits & Prepayments	90,458,822	61,864,543
Cash & Cash Equivalents	838,048,792	892,886,423
<b>Total Assets</b>	<b>4,081,943,835</b>	<b>4,355,123,385</b>
<b>Equity &amp; Liabilities :</b>		
<b>Shareholders' Equity:</b>	<b>2,428,814,642</b>	<b>2,439,590,428</b>
Share Capital	750,000,000	750,000,000
Share Premium (Rights Share)	727,500,000	727,500,000
General Reserve	2,764,589	2,764,589
Revaluation Reserve	529,539,263	550,563,000
Retained Earnings	419,010,790	408,762,839
<b>Non-Current Liabilities :</b>	<b>743,808,144</b>	<b>685,467,484</b>
Term Loan- HSBC	587,801,457	587,801,457
Term Loan- EBL	38,538,000	47,916,000
Deferred Tax Liability	117,468,687	49,750,027
<b>Current Liabilities :</b>	<b>909,321,049</b>	<b>1,230,065,473</b>
Short Term Loan-HSBC	-	155,000,000
Current portion of Long Term Loan-HSBC	56,875,686	227,503,350
Bank Loan & Overdraft-EBL	90,509,749	102,969,449
Short Term Loan- others	17,500,000	17,500,000
Rights Share money Refundable	15,000	15,000
Liabilities for Goods	634,879,555	665,106,864
Liabilities for Expenses & Other Finances	28,063,038	22,821,297
Provision for Tax	81,478,021	39,149,513
<b>Total Liabilities</b>	<b>1,653,129,193</b>	<b>1,915,532,957</b>
<b>Total Equity &amp; Liabilities</b>	<b>4,081,943,835</b>	<b>4,355,123,385</b>
<b>Net Assets Value (NAV) Per Share of Tk.10</b>	<b>32.38</b>	<b>32.53</b>

  
(Md. Neyamat Ullah)  
Company Secretary


**Saiham Textile Mills Limited**  
**Statement of Comprehensive Income (Un- Audited)**  
**For the 3rd quarter ended on March 31,2015**

Particulars	Amount in Taka			
	July' 14 to March'15	July' 13 to March'14	January"15 to March'15	January" 14 to March' 14
<b>Turn over</b>	<b>1,506,164,903</b>	<b>1,155,614,928</b>	<b>482,245,996</b>	<b>455,961,376</b>
<b>Cost of Expenses:</b>				
Cost of Goods sold	1,333,208,004	927,247,985	450,732,116	370,511,019
Administrative Expenses	37,997,398	35,538,268	15,331,709	12,551,166
Selling Expenses	1,298,762	1,703,755	581,100	358,500
Financial Expenses	48,409,479	36,169,066	13,589,219	19,559,880
<b>Total Cost &amp; Expenses</b>	<b>1,420,913,643</b>	<b>1,000,659,074</b>	<b>480,234,144</b>	<b>402,980,565</b>
<b>Operating Profit</b>	<b>85,251,260</b>	<b>154,955,854</b>	<b>2,011,852</b>	<b>52,980,811</b>
<b>Non-Operating Income</b>	<b>46,390,883</b>	<b>70,844,904</b>	<b>13,464,990</b>	<b>25,473,094</b>
Operating Profit before WPPF	131,642,143	225,800,758	15,476,842	78,453,905
Less: Provision for WPPF	6,268,673	10,702,417	736,992	3,735,900
Profit before tax	<b>125,373,470</b>	<b>215,098,341</b>	<b>14,739,850</b>	<b>74,718,005</b>
Less: Provision for Tax	23,649,256	41,120,365	3,894,101	14,391,838
Current Tax	44,069,404	7,710,843	17,578,939	(2,221,925)
Deferred Tax- Loss	67,718,660	33,409,522	21,473,040	16,613,763
<b>Net Profit after tax</b>	<b>101,724,214</b>	<b>173,977,976</b>	<b>10,845,749</b>	<b>60,326,167</b>
<b>Earnings per share</b>	<b>1.36</b>	<b>2.32</b>	<b>0.14</b>	<b>0.80</b>
<b>EPS Annualized</b>	<b>1.81</b>	<b>3.09</b>	<b>0.58</b>	<b>3.22</b>

  
(Md. Neyamat Ullah)  
Company Secretary

**Saiham Textile Mills Limited**  
**Statement of Cash Flow (Un-Audited)**  
**For the 3rd quarter ended on March 31, 2015**

Particulars	Amount in Taka	
	July' 2014 to March' 2015	July' 2013 to March' 2014
<b>Cash flows from operating activities -A</b>		
Collection from Customers and other income	1,509,746,079	914,353,429
Payment to Suppliers, employees and other expenses	(1,036,958,251)	(1,008,152,848)
Income Tax Paid	(2,500,000)	-
Advanced Income Tax Paid	(63,362,378)	(33,391,751)
<b>Net Cash flows from operating activities</b>	<b>406,925,450</b>	<b>(127,191,170)</b>
<b>Cash flows from investing activities -B</b>		
Purchase of property, plant and equipment	(1,797,717)	(12,340,819)
<b>Net cash used in investing activities</b>	<b>(1,797,717)</b>	<b>(12,340,819)</b>
<b>Cash flows from financing activities -C</b>		
Loan (repaid) / received during the period	(347,465,364)	177,225,583
Dividend Paid	(112,500,000)	(90,000,000)
<b>Net cash used in financing activities</b>	<b>(459,965,364)</b>	<b>87,225,583</b>
<b>Net increase / (Decrease) in cash and cash equivalents (A+B+C)</b>	<b>(54,837,631)</b>	<b>(52,306,406)</b>
Cash and cash equivalents at the begining of the financial year	892,886,423	893,345,853
<b>Cash and cash equivalents at the end of the financial period</b>	<b>838,048,792</b>	<b>841,039,447</b>
<b>Net Operating Cash Flows Per Share</b>	<b>5.43</b>	<b>(1.70)</b>
<b>Net operating cash Flow per share annualized</b>	<b>7.23</b>	<b>(2.26)</b>

  
(Md. Neymat Ullah)  
(Company secretary)

**Saiham Textile Mills Limited**  
**Statement of Changes in Equity (Un-Audited)**  
**For the 3rd quarter ended on March 31, 2015**

Particulars	Share Capital	Share Premium of Rights share	General Reserve	Revaluation surplus	Retained Earnings	Total in Taka
Balance as at July 01, 2014	750,000,000	727,500,000	2,764,589	550,563,000	408,762,839	2,439,590,428
Net profit after Tax	-	-	-	-	101,724,214	101,724,214
Adjustment of Revaluation of PPE	-	-	-	(21,023,737)	21,023,737	-
Dividend Paid 2013-2014	-	-	-	-	(112,500,000)	(112,500,000)
Balance as at March 31, 2015	750,000,000	727,500,000	2,764,589	529,539,263	419,010,790	2,428,814,642
Balance as at July 01, 2013	750,000,000	727,500,000	2,764,589	581,156,129	257,432,302	2,318,853,020
Net profit after tax	-	-	-	-	173,977,976	173,977,976
Dividend Paid 2012-2013	-	-	-	-	(90,000,000)	(90,000,000)
Adjustment of Revaluation of PPE	-	-	-	(22,557,003)	22,557,003	-
Balance as at March 31, 2014	750,000,000	727,500,000	2,764,589	558,599,126	363,967,281	2,402,830,996

*(Signature)*

**(Md. Neyamat Ullah)**  
**Company Secretary**